

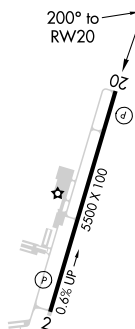



RNAV (GPS) RWY 20
CULLMAN RGNI-FOLSOM FIELD (CMT)

MISSED APPROACH:
Climb to 3200 direct
MELYE and hold.

UNICOM
122.8 (CTAF) [illegible]

CATEGORY		A	B	C	D
LPV	DA	1219-7/8 250 (300-7/8)			
LNAV/ VNAV	DA	1354-1¼ 385 (400-1¼)			
LNAV	MDA	1400-1 431 (500-1)		1400-1¼ 431 (500-1¼)	
 CIRCLING		1420-1 451 (500-1)	1500-1 531 (600-1)	1600-1¾ 631 (700-1¾)	1640-2¼ 671 (700-2¼)

SE-4, 31 DEC 2020 to 28 JAN 2021

SE-4, 31 DEC 2020 to 28 JAN 2021